

INDUSTRIAL
ENGINEERING
Stellenbosch University



Fostering Sustainable Energy Transitions for South Africa's Electricity Sector

Nicole du Plooy

Supervisors:

Alan Brent

Imke de Kock

Josephine Musango

Louwrence Erasmus

SUSTAINABLE ENERGY TRANSITIONS



The Research Process



Problem Definition

Understand the South African Context and define the Research Question



Literature Survey

Conduct a Literature Search on Scientific Database, attend Lectures and Search Campus Library



System Dynamics Modelling

Understand Real Life Context and determine Model Boundaries, Develop Causal Loop Diagram and Construct Dynamic Model



Scenario Development

Perform Various Scenario Interventions and Test Possible Futures

The Research Process



Problem Definition

Understand the South African Context and define the Research Question



Literature Survey

Conduct a Literature Search on Scientific Database, attend Lectures and Search Campus Library



System Dynamics Modelling

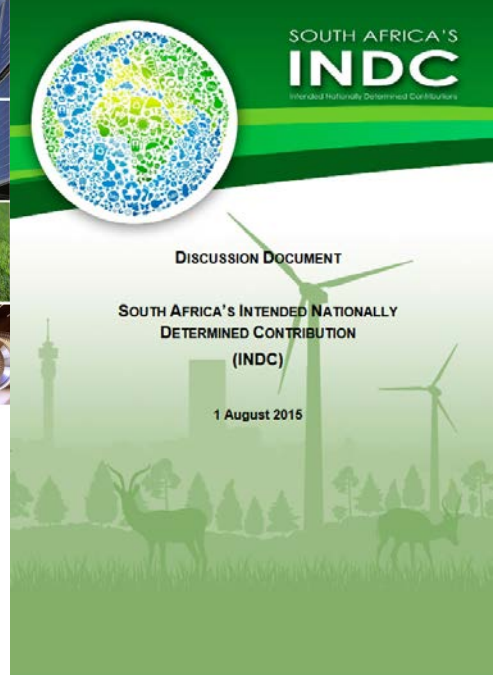
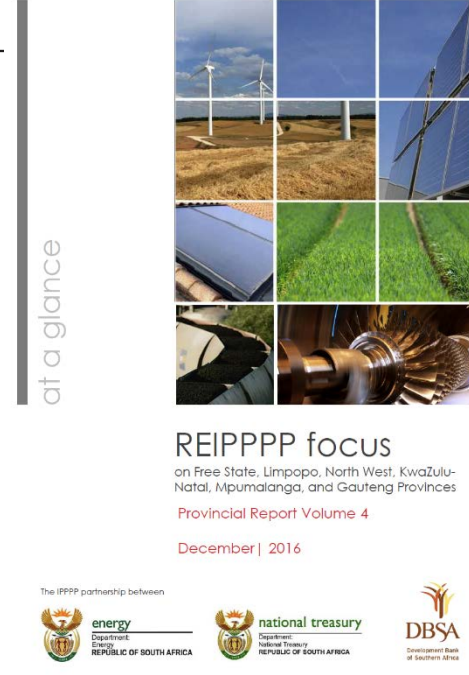
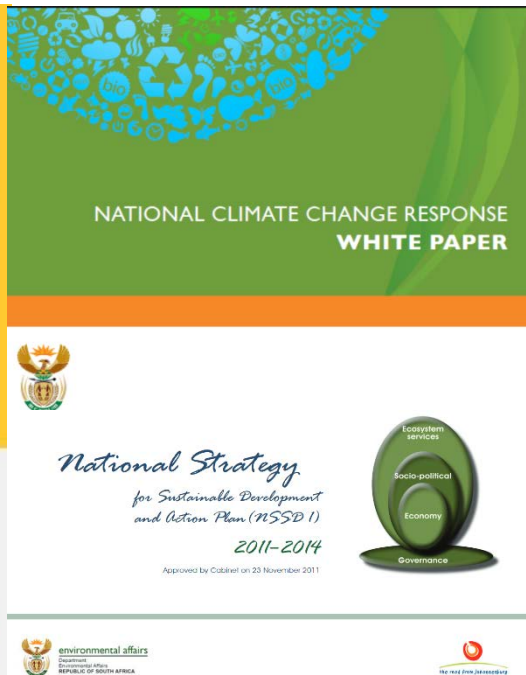
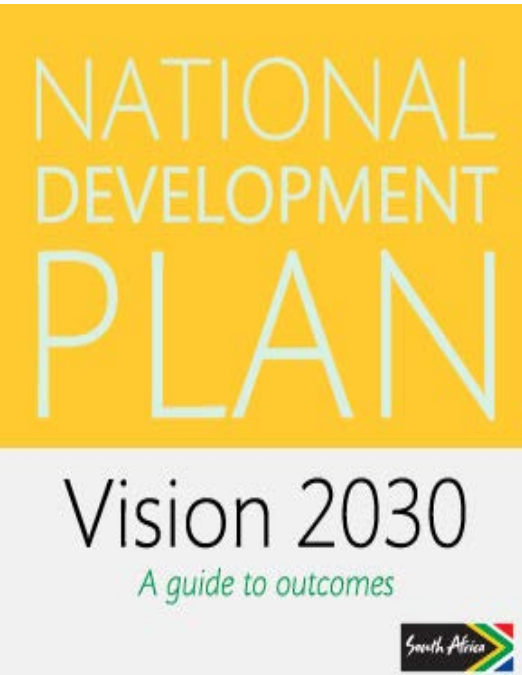
Understand Real Life Context and determine Model Boundaries, Develop Causal Loop Diagram and Construct Dynamic Model



Scenario Development

Perform Various Scenario Interventions and Test Possible Futures

South Africa's Key Policies



Is South Africa's Fostering a Sustainable Energy Transition?

The Research Process



Problem Definition

Understand the South African Context and define the Research Question



Literature Survey

Conduct a Literature Search, Define a Set of Criteria for Electricity Sector's SET



System Dynamics Modelling

Understand Real Life Context and determine Model Boundaries, Develop Causal Loop Diagram and Construct Dynamic Model



Scenario Development

Perform Various Scenario Interventions and Test Possible Futures

Literature Survey

Energy transitions research: Insights and cautionary tales, Grubler (2012)

Socio-Technical Perspective

Insight 1: The importance of energy end-use in driving energy transitions

Insight 2: Rates of change are slow, but not always

Insight 3: There are distinct patterns in the successful scaling up of technology systems

- Economic competitiveness
- Supply Security and Generation
- Innovation and Technology
- Politics and Public Acceptance

Energy and the Economy: Five Propositions, Heun (2016)

1. Energy and the Economy are Linked
2. The Fundamentals of Energy Supply/Demand and Prices are different now
3. Society uses the easily accessible resources first
4. The Dynamics of Energy and the Economy Nexus are an *Interdisciplinary* Grand Challenge
5. Unstable Economies are deterrent for sustainable transition investment

- Energy Efficiency
- Economic Competitiveness
- Supply Security and Generation

Sustainable Energy Transitions: Principles, Dynamics and Implications, Csala and Sgouridis (2014)

1. Rate of Emissions < Ecosystems Carrying Capacity
2. Renewable Energy Generation < Ecosystems Carrying Capacity
3. Energy Demands are Adequately Satisfied
4. Sufficient Investment in Renewable Energy Before Fossil Fuel Depletion
5. Future Consumption is coupled to Availability of Energy in the Future

- Energy Efficiency
- CO₂ Emission Reduction
- Economic Competitiveness
- Supply Security and Generation

Literature Survey

The Future of Energy Use, O'Keefe et al. (2010)

Bridging the Energy Gap through Technology Transfer

Energy Poverty should be approached via a bottom up approach

Suggests Features for Sustainable Energy Systems : Appropriate, Exploits Indigenous Renewable Energy Resources, Capacity Enhancing, Adaptable, Easy to Repair and Maintain, Upgradeable

- Supply Security and Generation
- Resilience
- Innovation and Technology

A participatory multi-criteria approach for power generation and transmission planning, Bertsch and Fichtner (2015)

Socio-political Perspective

Involvement of end consumers which may become producers in the future.

Suggests a Multi-Criteria Approach which considers:

- *Public Acceptance*
- Economic Competitiveness
- Environmental Sustainability
- Security of Supply

- CO₂ Emission Reduction
- Economic Competitiveness
- Supply Security and Generation
- Politics and Public Acceptance

Energy, Economic Growth and Environmental Sustainability: Five Propositions, Sorrell (2010)

1. Energy Efficiency has rebound effects on energy consumption and economic growth
2. Energy has improved productivity and economic growth
3. Sustainability requires both improved efficiency and a principle of —sufficiency.
4. Sustainability cannot be achieved with increased economic growth in rich countries
5. A zero-growth economy is incompatible with a fractional reserve banking system.

- Energy Efficiency
- Economic Competitiveness

Measures of Success for South Africa's Electricity Sector SET

1	Energy Efficiency
2	Emission Reduction
3	Economic Competitiveness
4	Supply Security and Generation
5	Resilience
6	Innovation and Technology
7	Politics and Public Acceptance



The Research Process



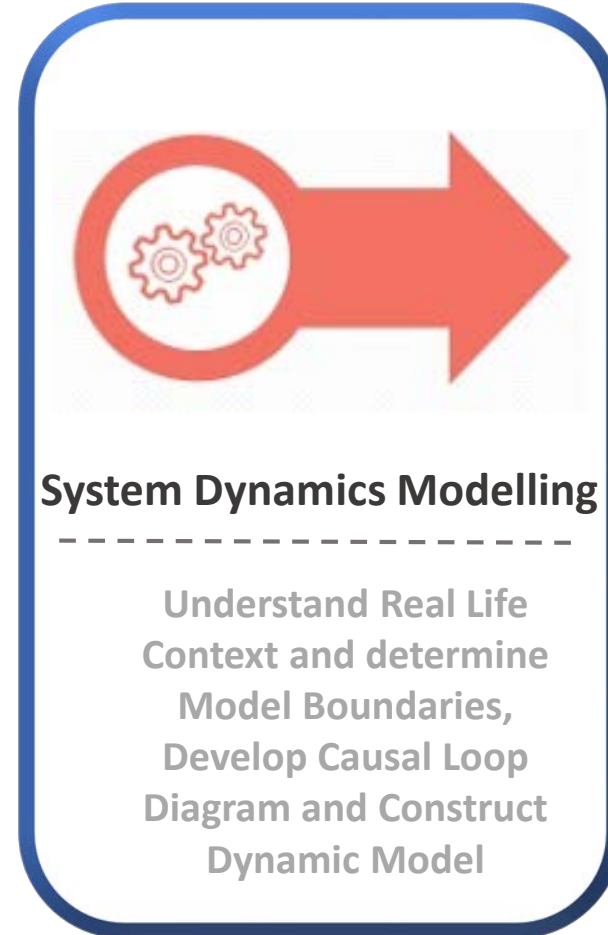
Problem Definition

Understand the South African Context and define the Research Question



Literature Survey

Conduct a Literature Search on Scientific Database, attend Lectures and Search Campus Library

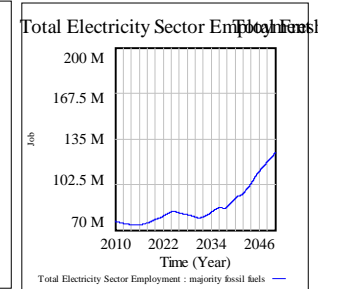
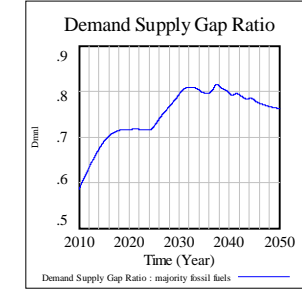
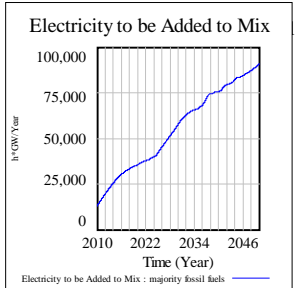
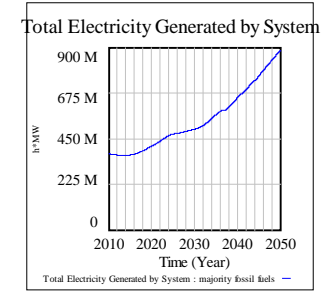
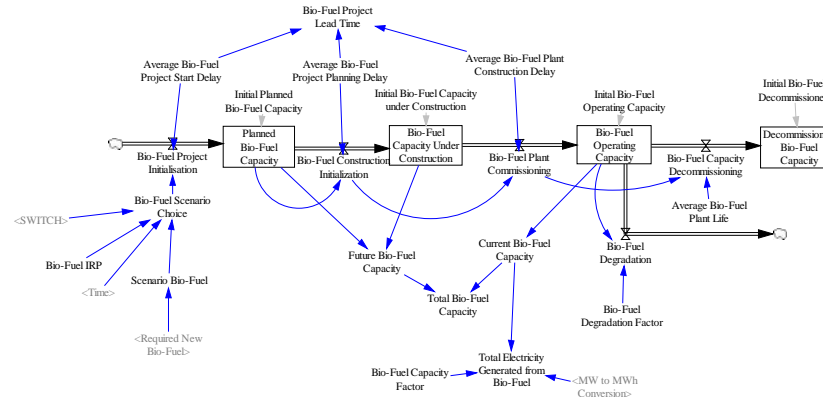
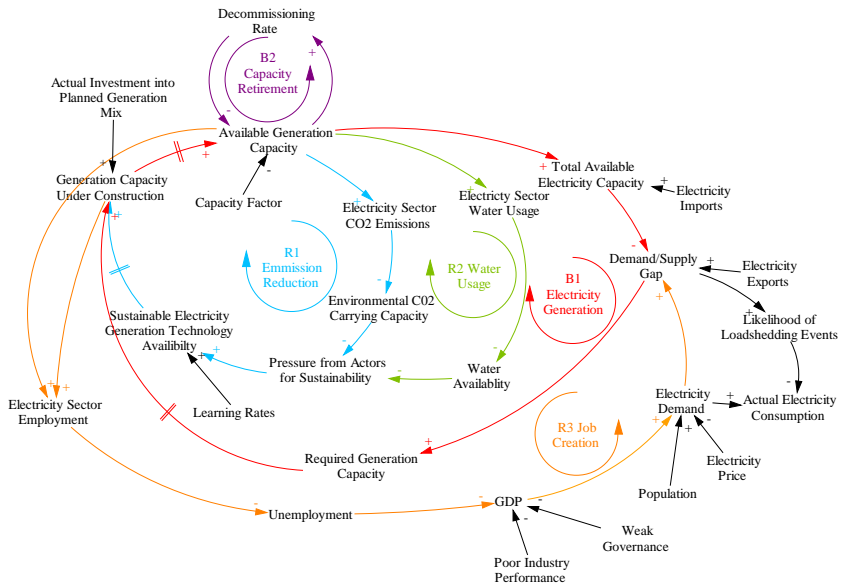


Scenario Development

Perform Various Scenario Interventions and Test Possible Futures

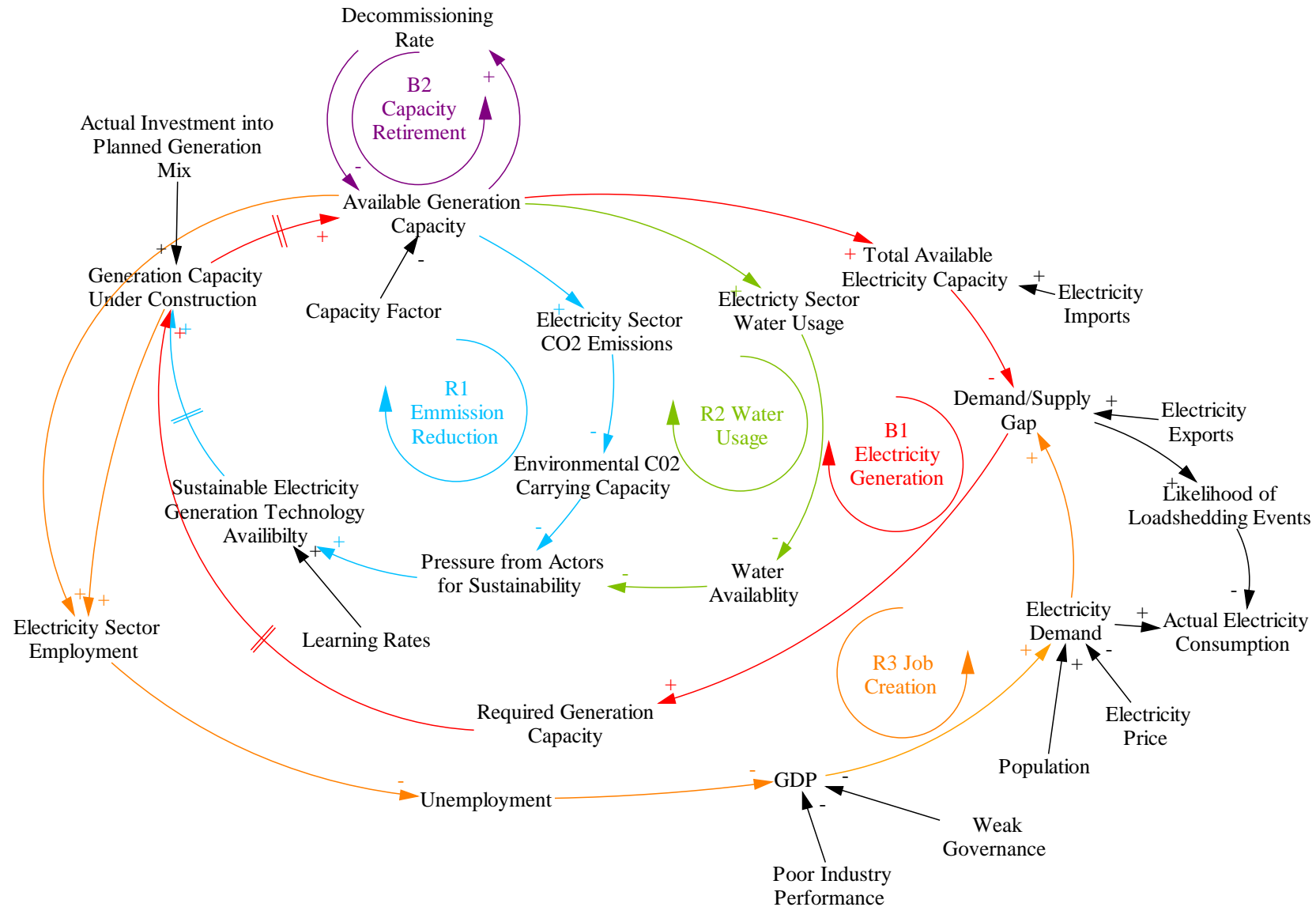
What is System Dynamics?

The Big Picture

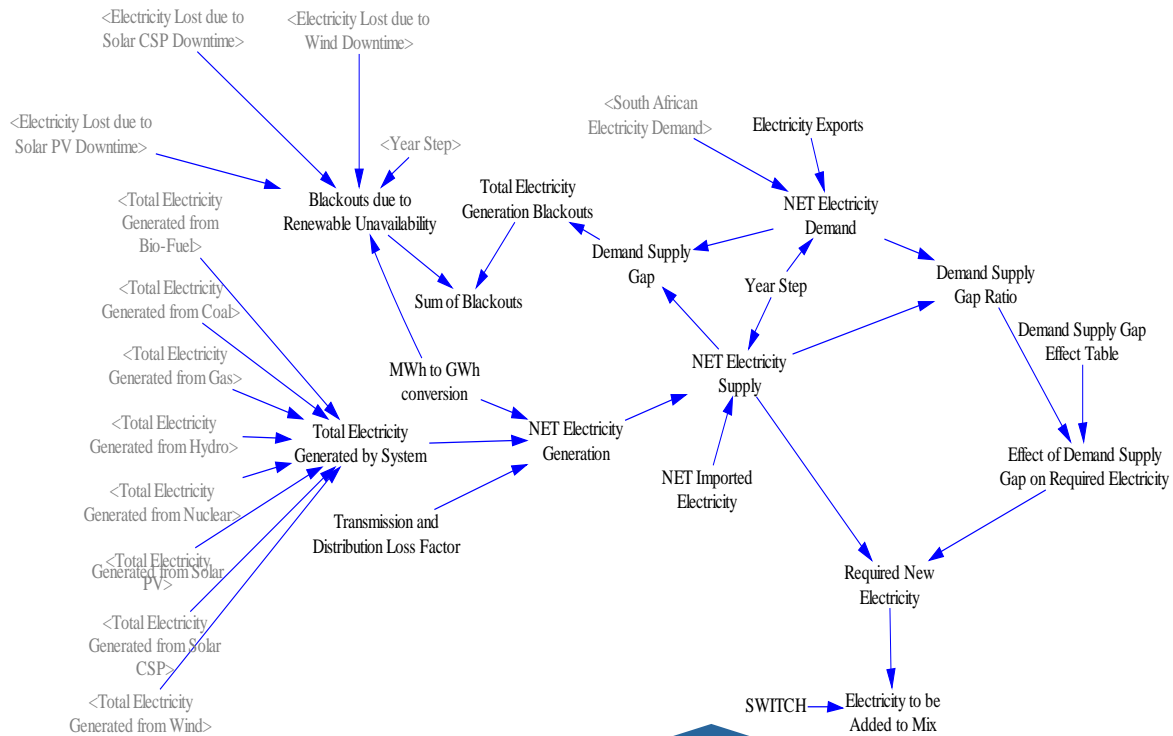


System Dynamics Modelling is often used to generate possible futures and predict a system's likely evolution under varying circumstances; with the aim of initiating discussions between varying audiences from technical and non-technical backgrounds.

System Dynamics – Causal Loop Diagram



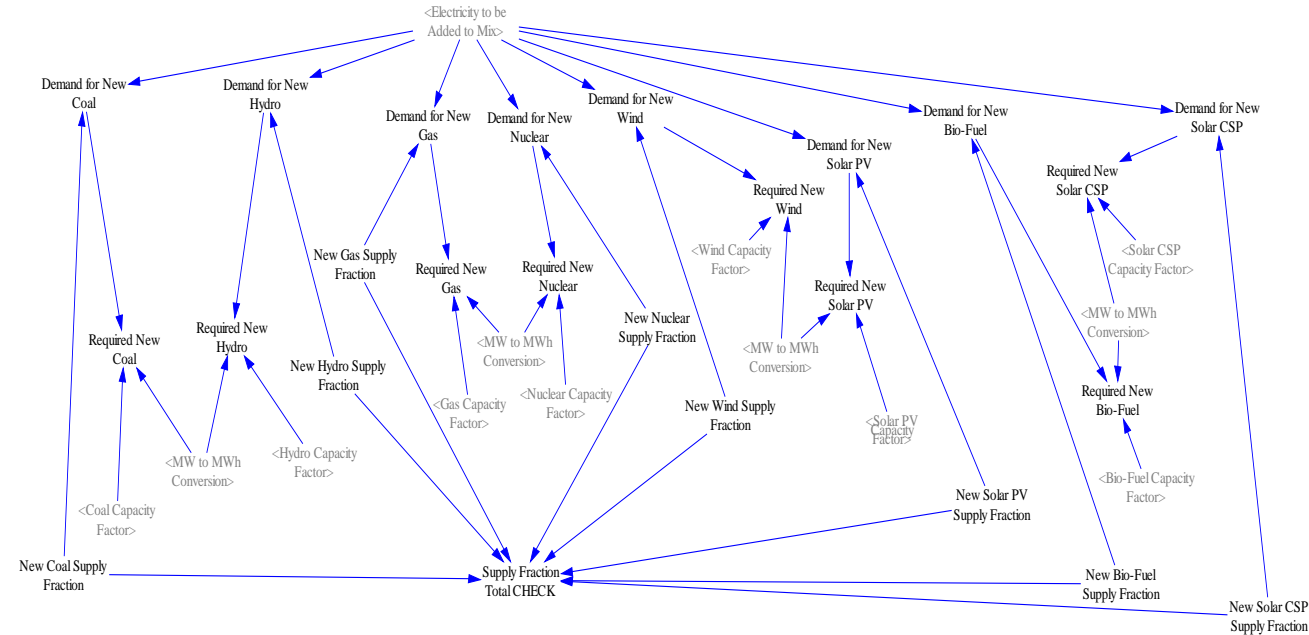
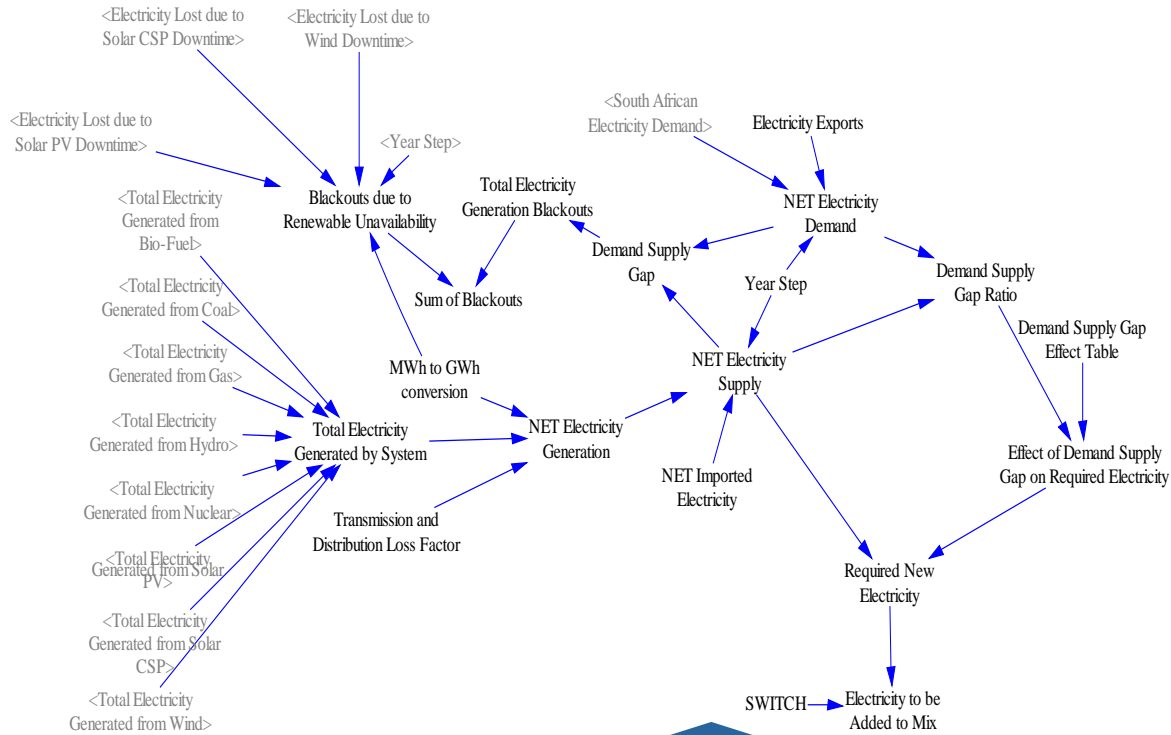
How does it work?



Driver: Satisfy Demand by
adding New Capacity

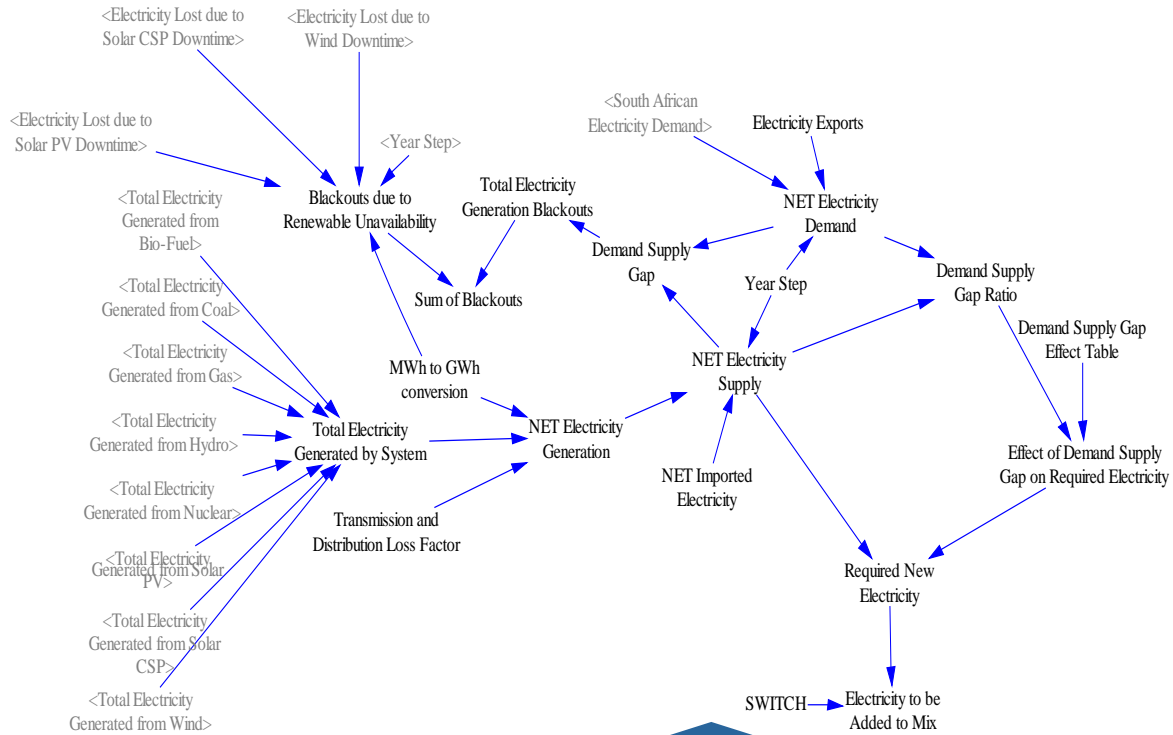
How does it work?

Input: Supply Fraction



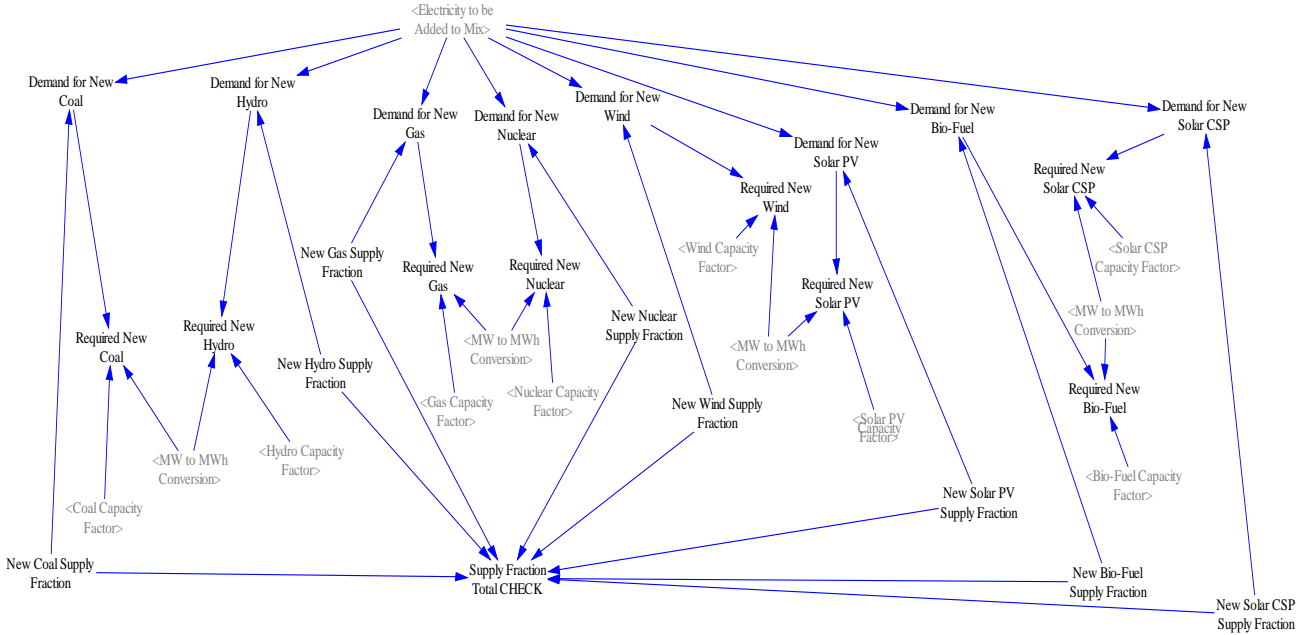
Driver: Satisfy Demand by adding New Capacity

How does it work?



Driver: Satisfy Demand by adding New Capacity

Input: Supply Fraction



Output: Determine the impact on employment, water usage, land usage, cost and emissions...
Sustainable?

System Dynamics – Model Outputs

Addressed Criteria	Preliminary Model Outputs
CO₂ Emission Reduction	Emissions for CO ₂ , NO _x , SO _x (kg/MWh)
Economic Competitiveness	Unserved Energy (R/MWh)
	Levelised Cost of Electricity (R/MWh)
Supply Security and Generation	Demand Supply Ratio:
	<1= Adequate Supply
	>1 = Inadequate Supply
Resilience	Blackouts (MWh/Year)
	Operations and Maintenance Jobs (Jobs/Year)
	Fuel Supply Jobs (Jobs/Year)
	Manufacturing Jobs (Jobs/Year)
	Construction Jobs (Jobs/Year)
	Water Usage (L/MWh)
Politics and Public Acceptance	Land Usage (km ² /MWh)
Politics and Public Acceptance	Graphical output of IRP capacity specifications

The Process



Problem Definition

Understand the South African Context and define the Research Question



Literature Survey

Conduct a Literature Search on Scientific Database, attend Lectures and Search Campus Library



System Dynamics Modelling

Understand Real Life Context and determine Model Boundaries, Develop Causal Loop Diagram and Construct Dynamic Model



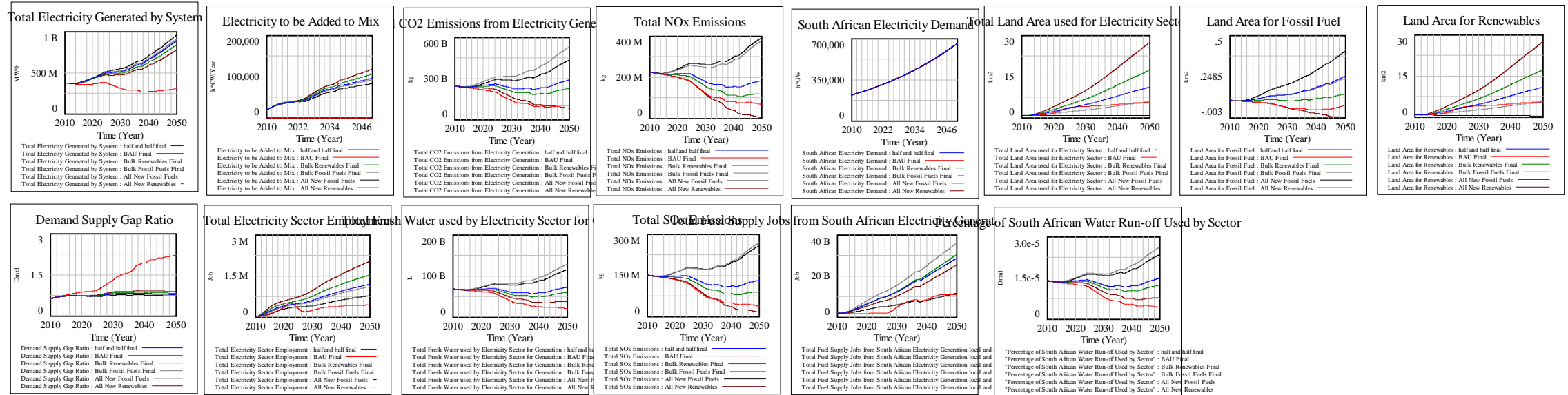
Scenario Development

Perform Various Scenario Interventions and Test Possible Futures


Scenario Breakdown

Scenario Name			Electricity Mix Percentage Split (%)							
			Technology Type							
			Coal	Nuclear	Gas	Wind	Solar PV	Solar CSP	Hydro	Biofuel
Business as Usual	Input from IRP 2016		Input as specified in IRP2016 and inputted via lookup tables							
Bulk Fossil Fuels	70:30		55	10	5	10	7	3	3	7
All New Fossil Fuels	100:0		60	30	10	0	0	0	0	0
Half and Half (50/50)	50:50		25	20	5	20	12	8	5	5
Bulk Renewables	30:70		15	10	5	30	20	10	5	5
All New Renewables	0:100		0	0	0	45	30	15	5	5

Next Step: Results Analysis



The insights gained from the model could possibly be used to develop and implement mechanisms to collectively transform the electricity sector to an SET, as well as stimulate the necessary discussions with stakeholders in various roles in government and private sector, in order to facilitate the changes necessary to drive the transition and meet the set of criteria.

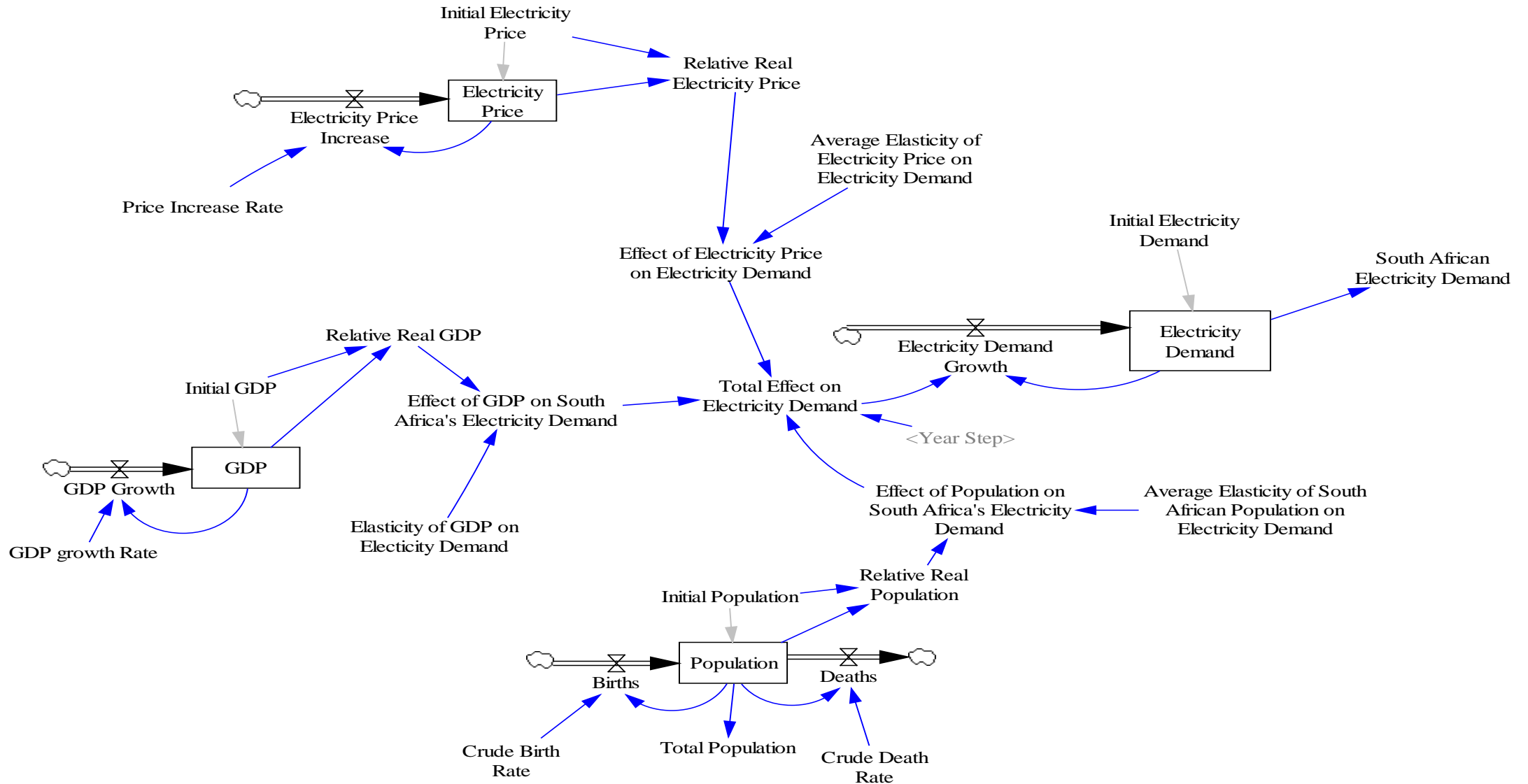


INDUSTRIAL
ENGINEERING
Stellenbosch University



THANK YOU

Stock and Flow Diagram: Electricity Demand



Stock and Flow Diagram: Capacity Generation

